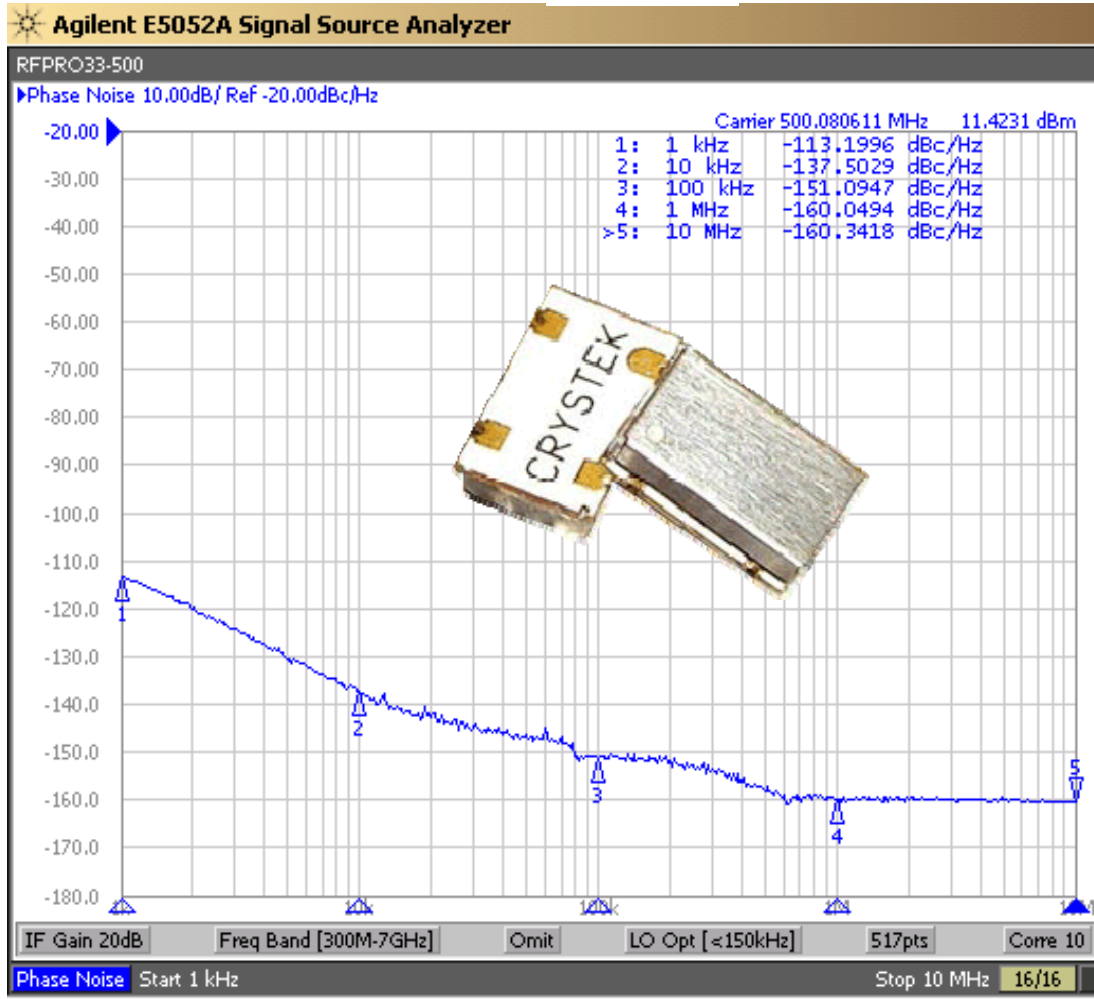


CCS575S Model
5x7.5 mm SMD, 3.3V, True Sinewave



Model CCS575S is a True Sinewave SAW(surface acoustic wave) based Clock Oscillator. It is an ideal choice for applications requiring Low Phase Noise and Jitter source.

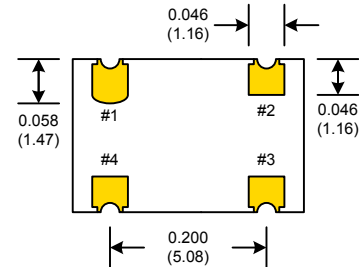
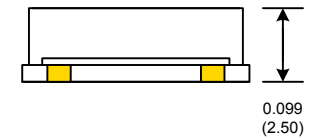
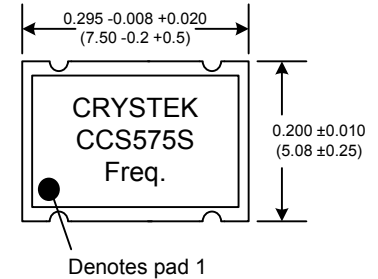
It is housed in the industry standard 5x7.5x2.5mm SMD package.

Rev: B
Date: 01-Feb-10
Page 1 of 2

CCS575S Model
5x7.5 mm SMD, 3.3V, True Sinewave



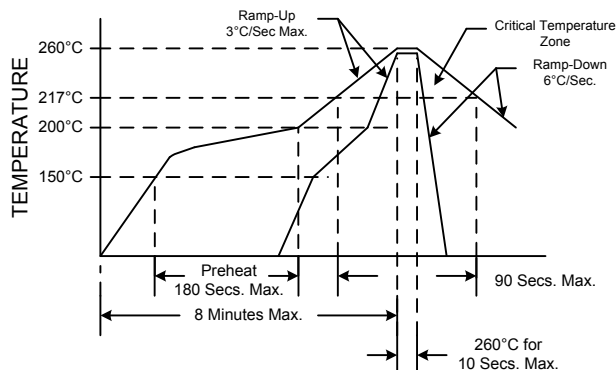
Performance Specification	MIN	TYP	MAX	UNITS
Nominal Frequency: <i>Customer Specified</i>	315		1000	MHz
Frequency Stability:	-150		+100	ppm
Output Phase Noise:				
@1kHz Offset		-113		dBc/Hz
@10kHz Offset		-137		dBc/Hz
@100kHz Offset		-151		dBc/Hz
@1MHz Offset		-160		dBc/Hz
@10MHz Offset		-160		dBc/Hz
Jitter: 12kHz-20MHz			1	pS, RMS
2 nd Harmonic		-14	-10	dBc
Sub-Harmonics		none		dBc
Output Power into 50 Ω Load:	+7			dBm
Supply Voltage:	3.15	3.30	3.45	V
Supply Current, I _{cc} :		20	25	mA
Start-Up Time:		2	10	mSec
Operating Temperature:	-20		+70	°C
Storage Temperature:	-45		+90	°C



PIN	Connection
1	N/C
2	GND
3	Output
4	V _{cc}

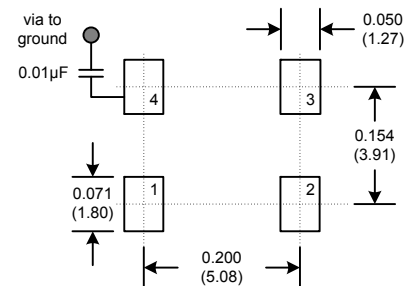
Parameter	Conditions
Mechanical Shock	MIL-STD-883, Method 2002
Mechanical Vibration	MIL-STD-883, Method 2007
Solderability	MIL-STD-883, Method 2003
Resistance to Solvents	MIL-STD-883, Method 2016

RECOMMENDED REFLOW SOLDERING PROFILE



NOTE: Reflow Profile with 240°C peak also acceptable.

SUGGESTED PAD LAYOUT



Rev: B
Date: 01-Feb-10
Page 2 of 2