

# Differential LVPECL VCXO

**CVPD-940 Model**  
9x14 mm SMD, **3.3V, LVPECL**

<b>Frequency Range:</b>	50MHz to 212.500MHz
<b>Temperature Range:</b>	0°C to 70°C
(Option X)	-40°C to 85°C
<b>Storage:</b>	-45°C to 90°C
<b>Input Voltage:</b>	3.3V ±0.3V
<b>Control Voltage:</b>	1.65V ±1.65V
<b>Settability At Nominal:</b>	1.65V ±0.25V
<b>Input Current:</b>	88mA Max
<b>Output:</b>	Differential LVPECL
Symmetry:	49/51% Typ, 45/55% Max
Rise/Fall Time:	550ps Max @ 20% to 80% Vcc
Pullability APR:	±50ppm Min.
Linearity:	±10% Max
Load: Terminated to Vdd-2V	into 50 ohms
Logic "1" Level:	Vcc-0.96V Min, Vcc-0.81V Max
Logic "0" Level:	Vcc-1.85V Min, Vcc-1.65V Max
Disable Time:	100ns Max
Start-up time:	2ms Typ., 10ms Max
<b>Modulation BW:</b>	>10KHz @ -3dB
<b>Sub-harmonics:</b>	none
<b>Period Jitter:</b> (20,000 periods)	<5ps RMS (1-sigma) Max
<b>Phase Jitter:</b> 12kHz~20MHz	<1ps RMS (1-sigma) Max,
50kHz~80MHz	<1ps RMS (1-sigma) Max,
<b>Phase Noise Max:</b>	
100Hz	-80 dBc/Hz
1kHz	-108 dBc/Hz
10kHz	-132 dBc/Hz
100kHz	-140 dBc/Hz
<b>Aging:</b>	<3ppm 1st/yr, <2ppm every year thereafter

## Applications:

10 Gigabit Ethernet  
OC48: Forward Error Correction  
Broadband Networks  
SONET/SDH/DWD  
ATM  
Network/switch  
Telecom

Designed using FR5 PCB & HFF crystal technology to provide a Low Noise, Low Jitter Voltage Controlled Crystal Oscillator solution at a competitive price.



Specifications subject to change without notice.

TD-030705 Rev. E  
Page 1 of 2

# Differential LVPECL VCXO



## CVPD-940 Model 9x14 mm SMD, 3.3V, LVPECL

### Crystek Part Number Guide

CVPD - 940 - X - 155.520  
#1 #2 #3 #4

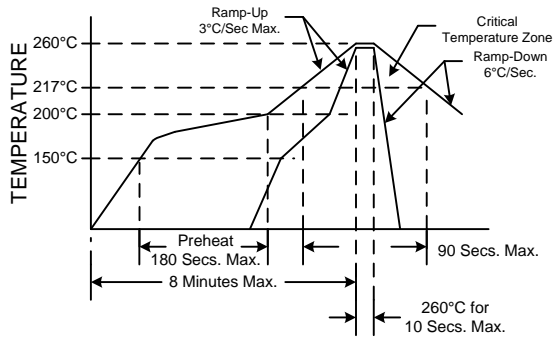
- #1 Crystek SMD PECL VCXO
- #2 Model 940 = 9x14 High Frequency 3.3V
- #3 Temp. Range: Blank = 0/70°C, X=-40/85°C
- #4 Frequency in MHz: 3 or 6 decimal places

Example:  
CVPD-940X-155.520 = 3.3V, -40/85°C, 155.520 MHz

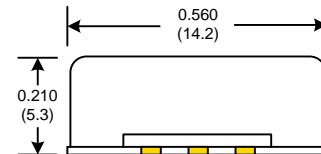
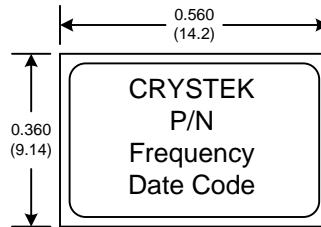
### Standard Frequencies MHz

74.175800	161.132800
74.250	166.628600
77.760	167.331700
155.520	212.500
156.250	

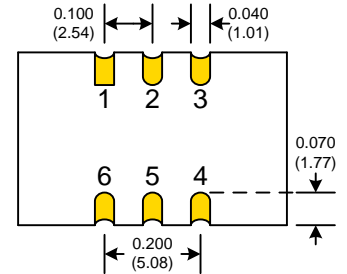
### RECOMMENDED REFLOW SOLDERING PROFILE



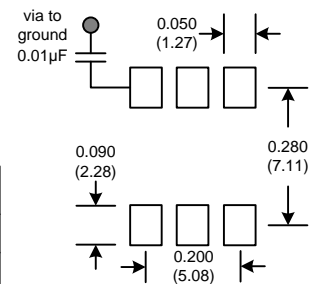
NOTE: Reflow Profile with 240°C peak also acceptable.



PIN	Function
1	Vcont
2	E/D
3	GND
4	OUT
5	COU
6	Vdd



### SUGGESTED PAD LAYOUT



Enable/Disable Function	
Pin 2	Output pin
Open	Active
"0" level Vcc-1.620V Max	Active
"1" level Vcc-1.025V Min	Disabled
Disabled State: Pin 4 will assume a fixed level of logic "0" Pin 5 will assume a fixed level of logic "1"	

### Mechanical:

- Shock:
- Solderability:
- Vibration:
- Solvent Resistance:
- Resistance to Soldering Heat:

- MIL-STD-883, Method 2002, Condition B
- MIL-STD-883, Method 2003
- MIL-STD-883, Method 2007, Condition A
- MIL-STD-202, Method 215
- MIL-STD-202, Method 210, Condition I or J

### Environmental:

- Thermal Shock:
- Moisture Resistance:

- MIL-STD-883, Method 1011, Condition A
- MIL-STD-883, Method 1004

### Packaging:

- Tape/Reel: 100ea, 250ea, 500ea 24mm Tape

TD-030705 Rev. E

Page 2 of 2

Specifications subject to change without notice.